

APPLICATION INFORMATION

Flojet's G56 Series beer pumps are designed for dispensing draught beer from a keg, cask or brew kettle through both long or short, vertical or horizontal line runs while maintaining the brewers recommended applied pressure on the beer. The gas pressure applied to the beer and the air/gas pressure applied to the pump, to move the beer from the vessel to the point of dispense, are **completely separate**.

INSTALLATION

SYSTEM RESTRICTIONS

The pressure to the keg in a pump system should always be only the pressure and type of gas the brewer recommends to maintain the carbonation level in the keg.

The operating pressure to the pump is used to control the flow rate. Due to the pumps powerful hydraulic push against the beer, the system must be considerably over restricted. Use the following as a general guideline:

For 3/8" ID Trunkline

- Up to 100' length, use 13 feet of 3/16" choker line.
- From 100' to 125', use 12 feet of 3/16" choker line.
- From 125' to 150', use 11 feet of 3/16" choker line.
- From 150' to 175', use 10 1/2 feet of 3/16" choker line.
- From 175' to 200', use 10 feet of 3/16" choker line.

For 5/16" ID Trunkline

- Up to 75' length, use 9 feet of 3/16" choker line.
- From 75' to 100', use 8 feet of 3/16" choker line.
- From 100' to 125', use 7 feet of 3/16" choker line.
- From 125' to 150', use 6 feet of 3/16" choker line.
- From 150' to 175', use 5 feet of 3/16" choker line.
- 5/16" not recommended for lengths over 175'.

For 1/4" ID Trunkline

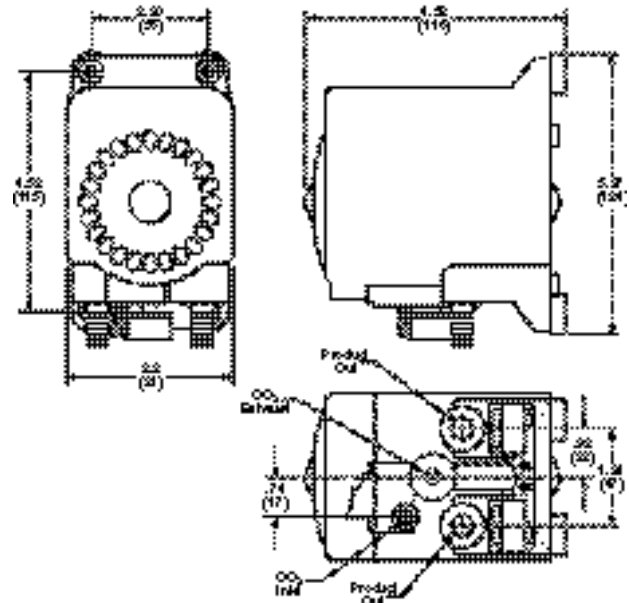
- Up to 75' length, use 5 feet of 3/16" choker line.
- 5/16" not recommended for lengths over 75'.

MOUNTING

- Pump must be located within 10 ft. (1.83 m) above or below the keg or cask.
- Pump ports must be facing down to maximize pump performance.
- Mounting grommets are part of pump assembly, and add stability.
- Fasten pump securely to wall or rack.
- If using a FOB device, mount it slightly above and directly after the pump. Caution: If a FOB is not used, the pump will continue to cycle after the keg has run dry.

DIMENSIONAL DRAWING

Inches (Millimeters)



Model G56 (Beer) CO₂ / Air Driven

TECHNICAL SPECIFICATIONS

Pump Design:Positive Displacement, Double Diaphragm
Power Source:CO₂ Gas, Nitrogen or Compressed Filtered Air
Materials of Construction (wetted parts):Polypropylene, Santoprene®, EPDM, AISI 304 Stainless Steel
Temperature Limits:30° - 120° F (1.1° - 49° C)
Weight:1.24 lbs. (0.56 kg.)
Dimensions:5.27" H x 3.21" W x 4.58" D (133.8 mm x 81.5 mm x 116.3 mm)
Displacement:3.2 oz. per cycle
Self Priming:Up to 10 ft. (3.05 m)
Operating Pressure:10 psi (0.7 bar) min./90 psi (6.2 bar) max.
Liquid Inlet Pressure:30 psi (2.1 bar) max.
Flow Rate:5 GPM (18.9 LPM) - Open Flow
Noise Level:Maximum 80 dB
Approvals:NSF listed, SK & CE

AVAILABLE PORT FITTINGS

Gas Inlet:

- 1/4" (6.3mm) Barb, plastic, straight
- 1/4" (6.3mm) Barb, brass w/CO₂ shut-off - straight, tee or elbow.
- John Guest for 1/4" O.D. tubing, plastic or brass w/CO₂ shut-off

Gas Outlet:

- 1/4" (6.3mm) Barb, plastic, straight, tee or elbow

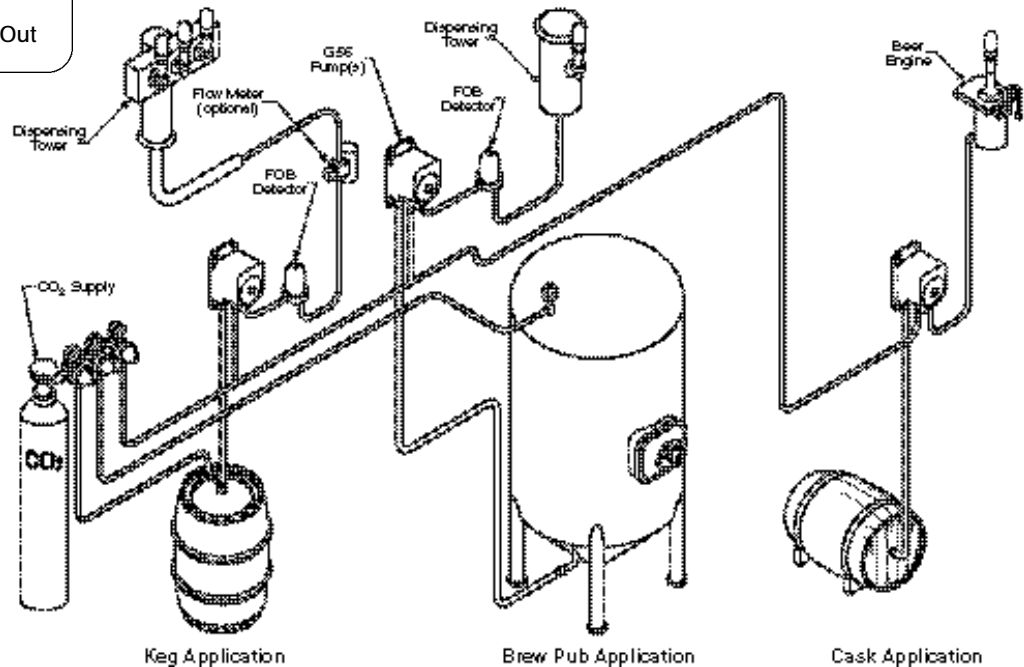
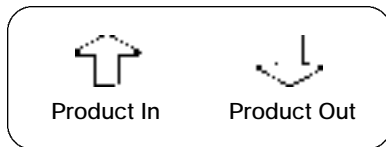
Product Inlet & Outlet:

- 1/4" (6.3mm) Barb, stainless steel, straight
- 3/8"- 1/2" (10mm - 13mm) Barb, plastic, straight
- 1/2" (12.7mm) Barb, plastic, straight
- John Guest for 1/4", 3/8" or 1/2" O.D. tubing, plastic

HOSE CONNECTIONS

- All fittings are quick change.
- Be sure the brass CO₂ fitting is installed all the way and the retainer clip is engaged.
- Use high pressure, brewery approved tubing between the Flojet G56 Pump and the faucet. Cut CO₂ and outlet tubing at least 2 ft. (.6M) longer than needed to provide a service loop.
- Secure with appropriate Oetiker Clamp for specified tubing size or worm gear clamp 360 uniform clamping band.
- It is advisable to secure all hoses to prevent excessive movement.
- If pump is installed in an enclosed area such as a closet, basement or cooler box, connection of a hose to the gas discharge fitting should be done to vent CO₂ to atmosphere safely. The muffler portion of the CO₂ exhaust can be removed with pliers.
- The CO₂ exhaust fitting may be removed when the air pressure is released to empty pump of condensation when using an air compressor.

Pump Symbols



WARRANTY

FLOJET warrants this product to be free of defects in material and/or workmanship for a period of three (3) year after purchase by the customer from FLOJET. During this three (3) year warranty period, FLOJET will at its option, at no charge to the customer, repair or replace this product if found defective, with a new or reconditioned product, but not to include costs of removal or installation. No product will be accepted for return without expressed authorization. All returned goods must be shipped with transportation charges prepaid. This is only a summary of our Limited Warranty. For a copy of our complete warranty, please request Form No. F100-248.

Flojet



U.S.A.
 Flojet
 20 Icon
 Foothill Ranch, CA 92610-3000
 Tel: (949) 859-4945
 Fax: (949) 859-1153

OPERATION

START-UP PROCEDURE

To start operation, set pressure to 15 PSI (1.5 BAR) will and adjust up until desired flow rate is obtained. Once primed, pump will operate automatically by starting and stopping on demand, as the faucet is opened and closed. Product flow can be adjusted by increasing or decreasing gas pressure to the pump.

PUMP / LINE CLEANING

Frequent cleaning of all equipment, including the G56 Beer Pump is required. The G56 can be used as a line-cleaning pump by disconnecting the keg coupler and submerging it in cleaning solution. The pump will draw solution in and pump it through the system to the faucet.



WARNING



IF USED WITH CO₂ OR N₂ BE SURE THE AREA IS WELL VENTILATED

ONLY USE PUMPS WITH SPECIFIED PRODUCTS. DO NOT PUMP FLAMMABLE LIQUIDS OR USE WHERE FLAMMABLE VAPORS ARE PRESENT

RETURN PROCEDURE

Prior to returning any product to Flojet, call customer service for an authorization number. This number must be written on the outside of the shipping package. Place a note inside the package with an explanation regarding the reason for return as well as the authorization number. Include your name, address and phone number.

UNITED KINGDOM
 Flojet, Unit 1, Avant Business Centre
 Denbigh West Industrial Estate
 Milton Keynes, Bucks, England MK11DL
 Tel: 44 1908 370088
 Fax: 44 1908 373731